

# LOCAL INFORMATION CHEAT SHEET



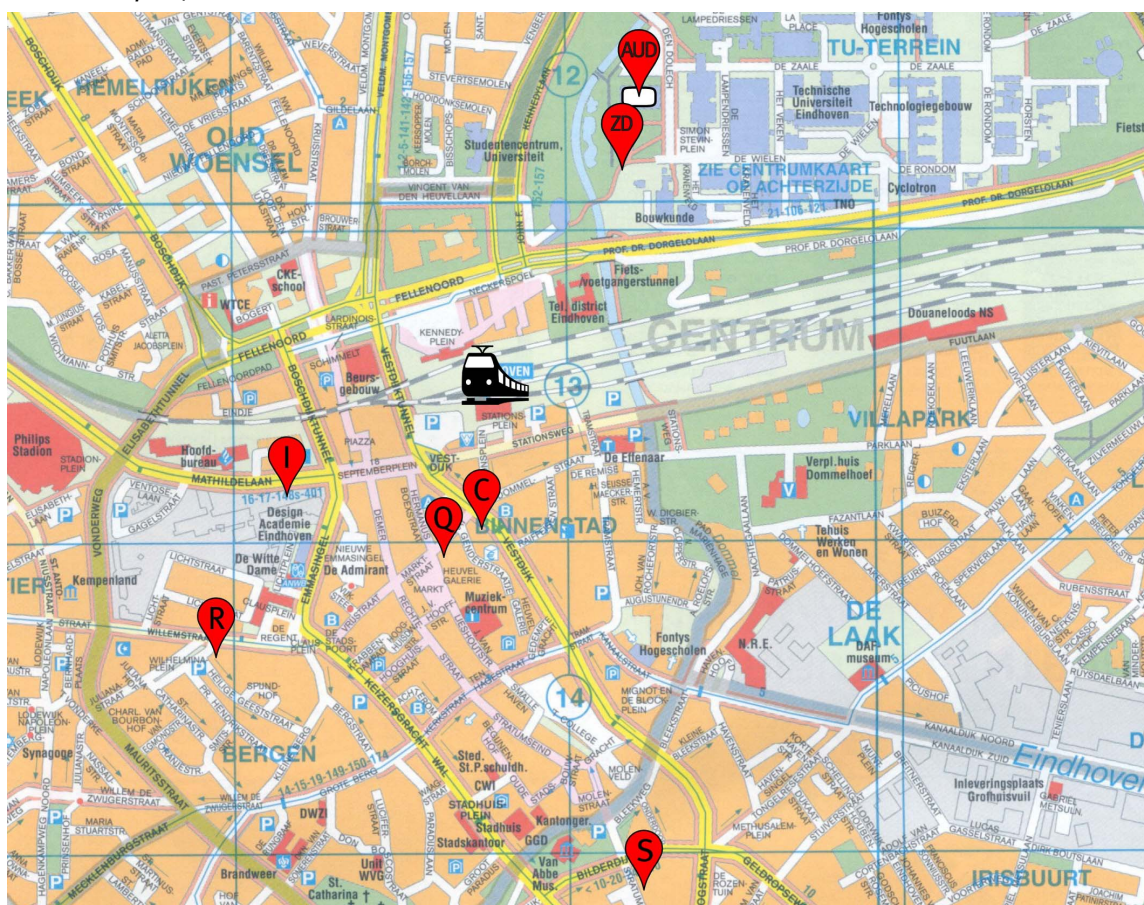
This file contains all information that you will need upon your arrival in Eindhoven to find your hotel, the conference & workshop locations, and/or the reception.

## Hotels

- |   |  |  |
|---|--|--|
| <p><b>H</b> Hampshire Inn<br/>Vestdijk 14-16<br/>T: +31 40 8444000<br/>5 min. walk from the train station</p> | <p><b>I</b> Inttel Hotels Art<br/>Mathildelaan 1<br/>T: +31-40-7513500<br/>10 min. walk from the train station</p> | <p><b>Q</b> Queen Hotel<br/>Markt 7<br/>T: +31 40 2452480<br/>5 min. walk from the train station</p> |
| <p><b>R</b> La Reine<br/>Wilhelminaplein 3<br/>T: +31 40 8200311<br/>10 min. walk from the train station</p>  | <p><b>S</b> Sandton Hotel<br/>Stratumsedijk 23D<br/>T: +31 40 2121330<br/>18 min. walk from the train station</p>  |  |

## Reception

- ZD** Sunday, June 21, 18:30-22:00  
De Zwarte Doos  
Den Dolech 2  
On campus, 10 min. walk from the train station



Taking a taxi is quite expensive in the Netherlands. The public transport system is reasonably reliable though. There is a unified smartcard system (OV-chipkaart) in use for all public transport in the Netherlands. When boarding/exiting any transport during your journey you need to check-in and check-out by holding your chip card against the card readers. If you are traveling only to and from the conference, your best option is to buy one-off tickets for any buses and/or trains you use. For more extensive use of the public transport other options may be preferable. Tickets can be bought at the driver or at the train station (NS on the map).

## SOCG Conference and workshops

All talks are in the Auditorium (AUD) or the Zwarte Doos (ZD) of the TU Eindhoven (10 min. walk from the train station). The program starts between 9:00 and 9:30 every morning.

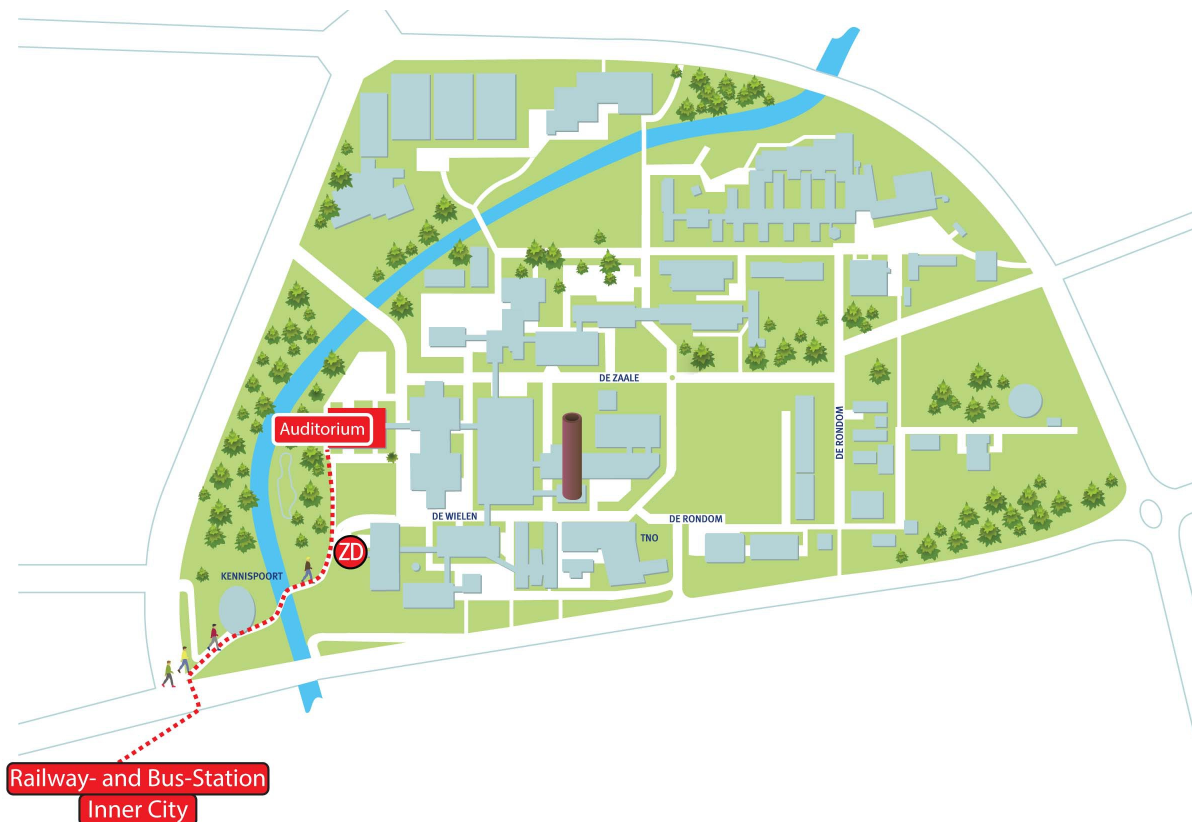
## Registration

Registration will be open at the reception on Sunday (starting 18:30). During the conference registration will be at the conference desk (congress balie) in the Auditorium (open from 8:15 (Mon), 8:40 (Tue, Wed)). Free water bottles are available at the registration during all breaks.

## Directions (from city center)

Pass through the railway station.

At the bus station you will see a large pathway on your right between two high-rises. In the distance the TU/e sign can be seen on top of a large building. Move in between the high-rises and at the traffic light cross the street. There will be a sloping footpath leading onto the campus. Follow this footpath to find the reception and the conference area (see map).

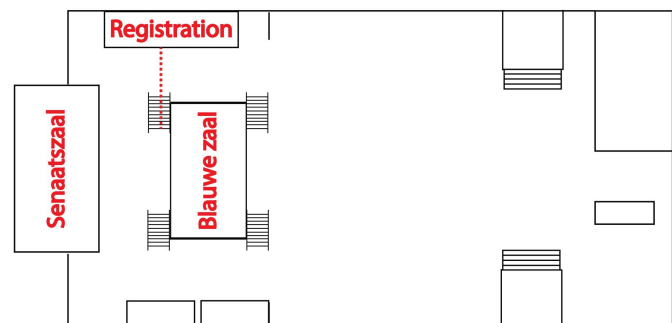


Once at the auditorium enter via the leftmost entrance ("Congres ingang"), walk around the elevator and up the stairs. At the top of the stairs the registration desk is located.

## WiFi

The TU Eindhoven is connected to the eduroam network. Besides eduroam, participants can make use of the guest network of the TU Eindhoven. To make use of the "guest" network, a guest account should be registered online (<https://guest-registration.tue.nl/cgi-bin/event?code=72396>). Registration should (preferably) be done before the conference.

## Level 1



## Level 0

